



Club Executive

Club Executive

President:	Cindy Neilson	Box 3433	Melfort, SK	S0E 1A0	752-4423
Vice-President	Lia Boxall	Box	Tisdale, SK	S0E 1T0	873-
Secretary:	Daylene Wallington	Box	Star City, SK	S0E	
Treasurer:	Albert Orban	Box 1616	Tisdale, SK	S0E 1T0	873-3495
Newsletter:	Gerry McLellan	Box 4063	Melfort, SK	S0E 1A0	752-3567
Competitions:	Anne McIntosh	Box 2218	Melfort, SK	S0E 1A0	752-4042
Membership Points:	Cindy Neilson	Box 3433	Melfort, SK	S0E 1A0	752-4423
Display Board:	Albert Orban	Box 1616	Tisdale, SK	S0E 1T0	873-3495
Archives:	Wendy Derbowka	Box 126	Ridgedale, SK	S0E 1L0	277-4514
Media Releases:	BJ Madsen	Box 2860	Tisdale, SK	S0E 1T0	873-4346

October Meeting Summary (Oct 23rd, 2012)

The meeting was called to order at 7:00 by President Cindy with six members present. Several were absent because of bad weather conditions. Treasurer Albert presented his report, reflecting club dues which had been paid at the last meeting. Cindy will contact those who have not yet paid to enquire of their intentions for joining the club for this season.

It was reported that Anne had received only three entries so far for the Foto Fun competition. She needs at least five entries for us to qualify for judging and the deadline is tomorrow (Wednesday). She can accept either e-mailed attachments of a CD.

Don Barbour explained about his printing method. He can print either a full 11 x 14 if the photographer crops to that aspect or he will print to 11 x 17 and let the photographer crop it later for matting to 11 x 14. He also brought a price list and explained that the prices are based on simple materials cost recovery. He can print to a maximum of 13 x 19 but suggested that small prints, like 4 x 5s, are more economically printed at Extra Foods or the drugstore.

Three members had brought 11 x 14s to show and discuss. We need to replace the photos which are on display at the library, so we need more material. Members were encouraged to bring an 11 x 14 to each meeting for the "Show and Tell". Bring what you like and be prepared to explain what you like about it.

Several members had brought equipment to display and discuss. BJ demonstrated a lens cleaning brush system. Don demonstrated his ring light flash system, his tripod and monopod and his extra battery attachment system for his camera. As he is still a dealer for tripods and the like, he will provide them, at cost, to anyone who is interested. Cindy demonstrated a portable white balance device which she uses to adjust the camera's histogram for accurate balance.

Cindy displayed some fall pictures which she had taken, using a "different perspective". They were very effective.

Don offered to do a presentation on RAW format manipulation at the January meeting and he and BJ will do a presentation on macro photography equipment at the November meeting.

For the next meeting, it was suggested that we shoot pictures to demonstrate the transition from fall to winter. A suggestion to use long exposure night photography was made.

Judging for the Theme Shoot (Mystery Photos) was completed of the six pictures on display. First place went to Don Barbour for his "tongue", second place to Wendy Derbowka for her "ant eaten stump" and third place to Albert Orban for his "light under a blanket".

(cont.)

In this Issue

- Oct Meeting Summary
- Oct Theme Winners
- Additional Rules for better photography
- Next Meeting Nov 27th, 2012

2011-12 Monthly Themes

Mth	Theme
Sep	Small/Teeny tiny/Macro
Oct	What is it? (Mystery Photo's)
Nov	Special Effects
Jan	Stones or Stone Work
Feb	Creepy crawly
Mar	Agricultural
Apr	Movement
May	Sunset

Note: Theme images should be printed 4x6

Winners: when your photo is chosen as a winner, send a JPEG copy to Darlene as soon as possible and give your printed copy to Albert.

2012-13 Meeting Lunches

Month	Lunch
Sep	
Oct	
Nov	
Jan	
Feb	
Mar	
Apr	
May	N/A

We don't know if we need May, we may have a photo shoot instead.

Member to do!

- Send images for the Members' Gallery on the web site (to Gerry)
- Send photos of the covers of photography books that you have and would be willing to lend to other interested

Bring to next meeting


1. Theme picture (4x6)

October Meeting Summary (cont.)

President Cindy thanked Doghide Gallery owner Miriam for renting space to us in the past. The club will be looking for a new meeting place for the November meeting. Members will be informed by e-mail when a facility is obtained.

The members enjoyed a snack and drinks provided by Don and the meeting was adjourned. The next meeting will be on November 27th.

Theme Winner's (Small/Teeny Tiny/Macro)



Don Barbour – Tied for 1st tongue



Wendy Derbowka – 2nd



Albert Orban – 3rd

THEME SHOOT WINNERS

Remember - When your photo is chosen as a theme shoot winner, there are two things which you are to do:

1. Make sure that BJ receives your digital image as soon as possible - Either email it to her or bring it to the meeting on a memory stick. Please use **JPEG format**.
2. Give your *print copy to Albert* to put on the display board in the Doghide Gallery.

Thanks for your cooperation with this!

[General Information Section](#)

October 2012 Agenda

Business

- Secretary's report – Daylene
- Treasurer's report – Albert
- Membership report – Cindy
- Meeting location
- Shutterbug Show – discuss date and location
- Melfort Library presentation


Activities

- Presentation by Don: Shooting in RAW/ how to send pictures through email
- 11x14 show and tells
 - o Do we have enough 11x14's to change pictures at Tisdale Library?
 - o Volunteers to change pictures?
- Monthly challenge: Moonlight on snow
 - o Next month's photo challenge?
- Theme Shoot: Special Effects
- Lunch and Conversation


Compositional Rules

Rule of Thirds

Perhaps the most popular technique with which visual artists are familiar is the 'Rule of Thirds'. Simply put, the idea is that significant compositional elements be placed along imaginary lines that break the image into thirds, both horizontally and vertically. Elements of particular interest can be placed at the intersection of these lines, for a more expressive and dynamic composition, as demonstrated in the pair of images below.



This composition is perfectly centered on the sand dune.



Here, the ridge of the dune crest and the horizon were framed along imaginary lines that break the image into a 3 x 3 grid.

The rule of thirds was first [formalized in literature](#) by painter John Thomas Smith in 1797. However, examples of art using this type of composition can be found in artistic traditions dating back to antiquity. East Asian art is particularly well-known for its use of asymmetrical compositions.

So why does using the rule of thirds help to create interesting images?

Note: Webmaster Tim Shire is pleased with the images sent directly from computers rather than scanned images!

Links

- ❖ [Parkland Photography Club](#)
- ❖ [North Central Internet News](#)

Upcoming Events

- ❖ Mthly Meeting Sept. 25th (7:00pm)
- ❖ Every fourth Tuesday!